

AKHLAQ SYLLABUS CLASS 1 (4 YEARS OLD)

<u>Lesson</u>	<u>Topic</u>	<u>Date Completed</u>
LESSON 1:	SALAAM-UN-ALAYKUM	[]
LESSON 2:	FI-AMANILLAH (KHUDAH-HAFIZ)	[]
LESSON 3:	TOILET MANNERS	[]
LESSON 4:	TABLE MANNERS	[]
LESSON 5:	MANNERS IN AN IMAMBARA	[]
LESSON 6:	RESPECT TOWARDS PARENTS	[]

LESSON 1.1: SALAAM-UN-ALAYKUM:

We are Muslims, which means that everything we do is for Allah.



Allah tells us that all Muslims are brothers and sisters and that we should care for each other.

By saying Salaam-un-alaykum you are not just saying hello, but you are telling the person that you care about them and you will not hurt them in any way because



Salaam-un-alaykum means "Peace be on you."

So before you talk to a Muslim you should first say Salaam-un-alaykum. It is also good to shake hands with them. Boys with boys and girls with girls

When you wake up in the morning the first thing you should do is say Salaam-un-alaykum to your mummy and daddy.



If someone says Salaam-un-alaykum to you then you should reply with Wa-alaykum Salaam Wa Rahmatullahi Wabaraka tuhu.

Wa Alaykum Salaam means "And Peace be on you."

**Wa Alaykum
Salaam Wa
Rahmatuullahi
Wabarakatuhu,
Mummy**



**Salaamun Alaykum
Javad**

Allah does not like for you not to reply to Salaam.

WORKSHEET 1.1: SALAAM-UN-ALAYKUM:

Say Salaam-un-alaykum and shake the hands of the person sitting on your right and then shake hands with the person on your left. Then Colour the picture:



Remember all Muslims are brothers and sisters, so we should love and care for each other.

LESSON 1.2: FI-AMANILLAH (KHUDAH-HAFIZ):

We are Muslims, which means that everything we do is for Allah.

Allah tells us that all Muslims are brothers and sisters and that we should care for each other.

By saying Fi-Amanillah, you are not just saying good-bye, but you are telling the person that you care about them because you are asking Allah to take care of them



Fi-Amanillah means: I leave you in the care of Allah.

Khudah-Hafiz means: May Allah take care of you.

Whenever you leave your mummy and daddy you should say Fi-Amanillah to them so that Allah may keep them safe.



Before you go to sleep you should say Fi-Amanillah.

WORKSHEET 1.2: FI-AMANILLAH (KHUDAH-HAFIZ):

Colour in the picture of the friends saying Fi-Amanillah to each other.



LESSON 1.3: TOILET MANNERS:



You should go to the toilet as soon as you need to, and not wait to finish what you are doing.

Wear some slippers, because the floor may be wet and also (Najis)




Fill the jug/cup with water or use the water pipe if there is one.

At school or when you go out anywhere, in the toilet, if there is no pipe or jug/cup after you have done your wee-wee clean yourself with a tissue.

When you get home, tell your mummy that you used tissue and not water so that she can help you become Pak again and also change your underwear which will be Najis.

When you go to the toilet, SIT on the seat. DO NOT STAND and do wee-wee



Then, wash yourself 2 times




If you cannot wash yourself, call someone to wash you.



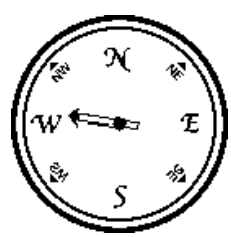

Wipe yourself dry

Get off the toilet and put your clothes on again



Flush the toilet

Wash your hands and wipe them dry




Remember that when you are sitting on the toilet you should **not face or have your back to Qiblah.**

If the toilet is facing Qiblah then sit a little sideways.

WORKSHEET 1.3: TOILET MANNERS:

Number the following in the right order, and then colour them in:



LESSON 1.4: TABLE MANNERS:

When Zahid went home from Madressa, his mummy asked what he learnt today. This is how he explained to his mum what he had been taught about table manners.

Always wash your hands before you start eating



Begin by saying "Bismil laahir Rahmanir Rahim"

Take a pinch of salt before starting to eat.



Always eat with your right hand, and take small bites and chew the food.

Never talk with your mouth full or look at other people faces or plate while eating.



Don't eat hot food or blow on it, and Always finish all the food on your plate.

Do not over eat. Always put a little food on your plate and add more if you are still hungry



**Finally thank Allah for the food he has given you by saying :
AL HAMDU LILAH (All praise is for Allah).**

When you go home today show your parents what you were taught about table manners.


WORKSHEET 1.4: TABLE MANNERS:

Look at the pictures below and put a cross on all the pictures that show bad table manners and a tick on all the pictures that show good table manners:



LESSON 1.5: MANNERS IN AN IMAMBARA:

Stanmore Imambara is not a mosque, but an Imambara.



A mosque is a place **only** for Salaat.

An Imambara is a place for Salaat and other functions.



When you enter the Imambara, remember to behave with respect:

Say *Salaamun Alaikum* to people as you see



Remove your shoes




Find a place to sit. Do not squash anyone else around you




Listen carefully to the lecture



Do not talk during the Adhan, Salaat, Du'a or lecture




If you do not understand the lecture, recite Salawaat or Tasbeeh of Bibi Fatima (as)



When fateha is given, wait to be given one. **Take only one**



When leaving, leave slowly being careful not to push anyone






Say khuda-hafiz to people as you leave



WORKSHEET 1.5: MANNERS IN AN IMAMBARA:

Look at the pictures below and put a cross on all the pictures that show what you must not do in an Imambara and a tick on all the pictures that show good Akhlaq in an Imambara:



LESSON 1.6: RESPECT TOWARDS PARENTS:

Who do you think is most the most important person in the world?

Is it your best friend?

OR

Is it Superman?



Of course you know it is not them but **your parents who are the most special people on this earth.**



Your parents love you and take care of you. When you were babies and your weren't feeling well your parents kept awake all night and made you comfortable. They fed you and cuddled you when you were sad. They always make you happy.



In the Holy Qur'an Allah tells us to respects our parents. We must:

- never talk to them in a loud voice
- never be rude to them
- always make them as happy as they make us.

WORKSHEET 1.6: RESPECT TOWARDS PARENTS:

Can you think of different ways you can be kind and loving to your mother and father? Draw what you think would make them happy?

E.g.:



Akhlaq Homework / Revision / Comments Chart

Date	Details	Parents / Teacher Signature
/ /08		
/ /08		
/ /08		
/ /08		
/ /08		
/ /08		
/ /08		
/ /08		
/ /08		
/ /08		
/ /08		
/ /08		
/ /08		
/ /08		
/ /08		
/ /08		
/ /08		
/ /08		
/ /08		
/ /08		
/ /08		
/ /08		
/ /08		
/ /08		
/ /08		
/ /08		