

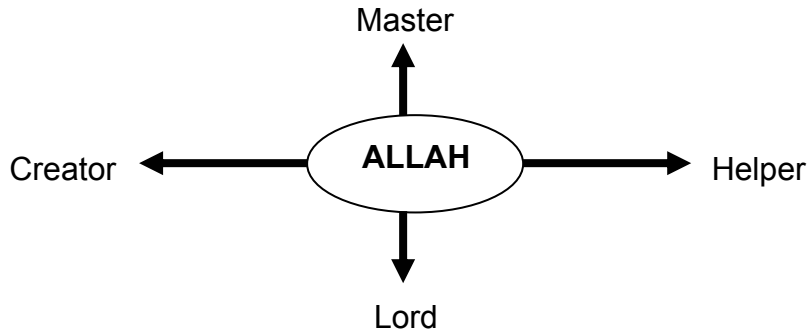
FIQH SYLLABUS CLASS 1 (4 YEARS OLD)

<u>Lesson</u>	<u>Topic</u>	<u>Date Completed</u>
LESSON 1:	ALLAH	[]
LESSON 2:	IN THE NAME OF ALLAH	[]
LESSON 3:	KALIMA - 1 ST LINE	[]
LESSON 4:	KALIMA - 2 ND LINE	[]
LESSON 5:	KALIMA - 3 RD LINE	[]
LESSON 6:	KALIMA - 4 TH LINE	[]
LESSON 7:	KALIMA - 5 TH LINE	[]
LESSON 8:	KALIMA	[]
LESSON 9:	TEST OF KALIMA – AZ-ZAHRA	[]
CERTIFICATE		
LESSON 10:	SALAWAAT	[]
LESSON 11:	ALLAHU AKBAR	[]
LESSON 12:	ACTIONS OF SALAAT	[]

LESSON 1.1: ALLAH:

There is only one God, and He is **ALLAH**.

Who is Allah?



- He made us, and everything around us. He is our **Creator**.
- He is the One who looks after us. He is our **Master**.
- He is the One whom we ask for help. He is our **Helper**.
- He is the One whom we listen to. He is our **Lord**.
- He is the One whom we will go back to. He is **ALLAH**.

POEM - ALLAH MADE EVERYTHING:

Whatever you see, wherever you go,
(Make glasses with fingers, stamp feet.)

Was made by Allah be sure to know.
(Make a big round circle with arms, shout Allah.)

The sun by day, the moon at night,
(Make circle with thumb and 1st finger, sleep.)

The shining stars, three kinds of light.
(Fingers and thumb together, 3 fingers.)

Plants, flowers, trees so tall,
(Hand little way away from floor, higher and higher still.)

Boys, girls, animals in all,
(Point to boy/themselves, point to girl/themselves, on all fours.)






Whatever you see, wherever you go.
(Make glasses with fingers, stamp feet.)

Was made by Allah be sure to know.
(Make a big round circle with arms, shout Allah.)

WORKSHEET 1.1: ALLAH:

Learn the poem and colour in the pictures:

Allah is the Creator of everything!



LESSON 1.2: IN THE NAME OF ALLAH:

بِسْمِ اللَّهِ الرَّحْمَنِ الرَّحِيمِ

I begin in the name of Allah, the most Kind and the most Merciful.


We should say **بِسْمِ اللَّهِ الرَّحْمَنِ الرَّحِيمِ** before we do anything because we want Allah to help us in what ever we are doing.

If we say **بِسْمِ اللَّهِ الرَّحْمَنِ الرَّحِيمِ** then Allah keeps Shaytan away from us and he cannot come and try to spoil what we are doing.

STORY: IN THE NAME OF ALLAH:

A long time ago there lived a woman who always used to say

بِسْمِ اللَّهِ الرَّحْمَنِ الرَّحِيمِ before she did anything.



Now every night this woman, before she went to sleep would take off her ring and put it in her cupboard. And, as always, before she took off her ring she would say

بِسْمِ اللَّهِ الرَّحْمَنِ الرَّحِيمِ

Her husband did not believe that just by saying **بِسْمِ اللَّهِ الرَّحْمَنِ الرَّحِيمِ** Allah would help you.

One night to show his wife that


بِسْمِ اللّٰهِ الرَّحْمٰنِ الرَّحِیْمِ did not make any difference, the husband took his wife's ring from the cupboard, where she had kept it safely, and threw it in the river.



The next morning because the woman was late getting to the shops, she did not have time to get her ring, which she thought was still in the cupboard.



The woman went to the shops and bought a fish for their dinner that evening. When she got home, she began to cut the fish so that she could cook it and what do you think she found inside the fish?



Yes, there was her ring that her husband had thrown in the river. The fish had swallowed it.

The woman was very surprised to find her ring in the fish, and when her husband came home she told him all about it.



The husband was shocked. He then told her how he had thrown her ring in the river. He also told her how sorry he was and that now he truly believed that Allah looks after anyone who

says: **بِسْمِ اللّٰهِ الرَّحْمٰنِ الرَّحِیْمِ**

Moral:


Always say **بِسْمِ اللّٰهِ الرَّحْمٰنِ الرَّحِیْمِ** before you do anything so that Allah will also look after you and when Allah looks after you then no-one can hurt you.

WORKSHEET 1.2: IN THE NAME OF ALLAH:

بِسْمِ اللّٰهِ الرَّحْمٰنِ الرَّحِیْمِ

I begin in the name of Allah, the most Kind and the most Merciful.

Colour the picture. Can you see the ring?



E.g.: Before starting your work:



LESSON 1.3: KALIMA - 1ST LINE:

لَا إِلَهَ إِلَّا اللَّهُ

There is no god but Allah

There is only one God and His name is Allah.

Allah is the one we pray to.

Allah is the one we ask for help.

Allah made all of us - so He knows what is good for us, and that is why we have to listen to Him and do whatever He tells us to do.

Allah looks after us and loves us very much.

There is no God but Allah.

WORKSHEET 1.3: KALIMA - 1ST LINE:

As you are colouring the hand say:

لَا إِلَهَ إِلَّا اللَّهُ

There is no god but Allah

ا
ل
ل
ه



LESSON 1.4: KALIMA - 2ND LINE:

مُحَمَّدٌ رَّسُولُ اللَّهِ

Prophet Muhammad (s.a.w.) is the messenger of Allah

Prophet Muhammad (s.a.w.) taught us what Allah wants us to do.

He taught us about the religion of Islam.

He taught us how to pray and to do good things that make Allah happy.

If we do everything that Prophet Muhammad (s.a.w.) taught us, then we will be good Muslims.

Prophets are teachers that Allah sent to show us how to be good Muslims.

The Prophets know everything.

They never ever do anything that Allah does not like.

There are 124,000 Prophets.

The 1st Prophet is Prophet Adam.

The last Prophet is Prophet Muhammad (s.a.w.).

These are a few things our Holy Prophet Muhammad (s.a.w.) taught us:

- **Looking after people when they are not feeling well**
- **Helping the poor**
- **Praying on time**
- **Reciting Qur'an.**


WORKSHEET 1.4: KALIMA - 2ND LINE:

مُحَمَّدٌ رَسُولُ اللَّهِ

Prophet Muhammad (s.a.w.) is the messenger of Allah

Draw 3 things that Prophet Muhammad (s.a.w.) taught to do to make Allah happy:

E.g.: Helping Mummy:



LESSON 1.5: KALIMA - 3RD LINE:

عَلِيٌّ وَوَلِيُّ اللَّهِ

Imam Ali (a.s.) is the Wali of Allah.

Allah loves Imam Ali (a.s.) very much.

That is because Imam Ali (a.s.) always listened to Allah and never did anything to make Him angry.

Allah chose Imam Ali (a.s.) to be the teacher after Prophet Muhammad (s.a.w.)

Prophet Muhammad (s.a.w.) is the last Prophet.

So, Imam Ali (a.s.) is not a Prophet but our 1st Imam (a.s.).



Allah had told Prophet Muhammad (s.a.w.) to teach the people everything that Allah wanted them to know and after that the Imams would be there to help people if they forgot anything.

WORKSHEET 1.5: KALIMA – 3RD LINE:

As you colour in the hearts remember to say:

عَلِيٌّ وَوَلِيُّ اللَّهِ

Imam Ali (a.s.) is the Wali of Allah.



LESSON 1.6: KALIMA - 4TH LINE:

وَ وَصِيُّ رَسُولِ اللَّهِ

And Imam Ali (a.s.) is the successor of the Prophet (s.a.w.).

After Prophet Muhammad (s.a.w.) died and went back to Allah, Imam Ali (a.s.) was the teacher of the Muslims.

Imam Ali (a.s.) was their leader, and they all had to listen to what he said.

The Prophet (s.a.w.) had taught the people about the religion of Islam.

Imam Ali (a.s.) was there to remind them what the Prophet (s.a.w.) had taught them, in case the people had forgotten or had not understood the Prophet (s.a.w.).

Prophet Muhammad (s.a.w.) was the last Prophet

After him came the 12 Imams (a.s.).

The 1st Imam is Imam Ali (a.s.).

The last Imam is Imam Muhammad Mahdi (a.s.).

Imam Muhammad Mahdi (a.s.) is still alive and is the Imam of our time.

When we hear or say the name of our 12th Imam (a.s.) we should:


- **put our right hand on our head**
- **bow down**
- **and recite Salawaat.**

WORKSHEET 1.6: KALIMA - 4TH LINE:

وَ وَصِيُّ رَسُوْلِ اللّٰهِ

And Imam Ali (a.s.) is the successor of the Prophet (s.a.w.).

Colour the 12 stars remembering that there are 12 Aimmah (a.s.):



LESSON 1.7: KALIMA - 5TH LINE

وَ خَلِيفَتُهُ بِأَلْفِ فَصْلٍ

And Imam Ali (a.s.) is the 1st Khalifah.

Khalifah means leader, someone that the people listen to.

Imam Ali (a.s.) was the first leader of the Muslims after Prophet Muhammad (s.a.w.) went back to Allah.

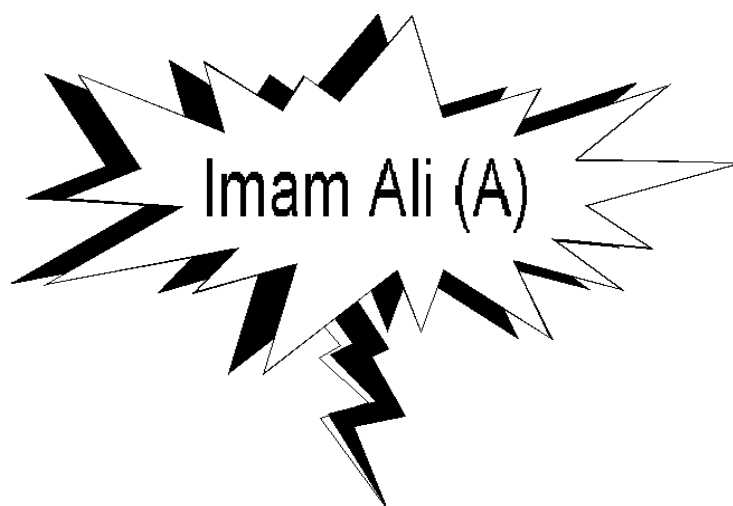
Some bad people tried to say they were leaders, but they were wrong and made Allah very angry because they did not listen to Allah.

Allah had chosen Imam Ali (a.s.) to be the leader for the Muslims to listen to after the Holy Prophet (s.a.w.).

All the good people followed Imam Ali (a.s.) and he always taught them how to be good Muslims and to make Allah happy.

Imam Ali (a.s.) was very clever and he taught the Muslims many things.

Imam Ali (a.s.) is the first Khalifah.



1st Khalifah

WORKSHEET 1.7: KALIMA - 5TH LINE:

وَ خَلِيفَتُهُ بِأَوَّلِ فَصْلِ

And Imam Ali (a.s.) is the first Khalifah.

Draw what the good people who followed Imam Ali (a.s.) did to make Allah happy.

E.g.: Helping old people:



LESSON 1.8: KALIMA: REVISION:

لَا إِلَهَ إِلَّا اللَّهُ

There is no God but Allah

مُحَمَّدٌ رَسُولُ اللَّهِ

Prophet Muhammad (s.a.w.) is the messenger of Allah

عَلِيٌّ وَوَلِيُّ اللَّهِ

Imam Ali (a.s.) is the beloved of Allah.

وَ وَصِيُّ رَسُولِ اللَّهِ

And Imam Ali (a.s.) is the successor of the Prophet (s.a.w.).

وَ خَلِيفَتُهُ بِأَمْرِ اللَّهِ

And Imam Ali (a.s.) is the 1st Khalifah.

LESSON 1.9: TEST OF KALIMA FOR AZ-ZAHRA CERTIFICATE:

Your child should know:

- All five lines with correct pronunciation
- The meanings of all five lines.

_____ has been tested on the Kalima and has performed satisfactorily.

Signature of teacher:

Date:

If the child has not passed the test satisfactorily the teacher should fill in the letter below.

Dear Parent,

Your child _____ was tested on the Kalima but did not know the following:

- All five lines with correct pronunciation
- The meanings of all five lines.

Please ensure that s/he knows the above for next week, so that s/he may receive his/her Az-Zahra Certificate.

Signature of teacher:

Date:

LESSON 1.10: SALAWAAT

اللَّهُمَّ صَلِّ عَلَى مُحَمَّدٍ وَآلِ مُحَمَّدٍ

O Allah! Send Your blessings on Prophet Muhammad and his Ahlulbayt (family).

The family of the Prophet (s.a.w.) are called his Ahlulbayt.

The Ahlul Bayt are:

- Prophet Muhammad (s.a.w.).
- His daughter, Bibi Fatima (a.s.) **and**
- the 12 Imams (a.s.).

Whenever you hear the name of our Holy Prophet or his family you should recite Salawaat.

Our 12th Imam (a.s.) is still alive. **SO:**

When we hear or say the name of our 12th Imam (a.s.) we should:

- **put our right hand on our head**
- **bow down**
- **and recite Salawaat.**

When you are sitting in mosque and do not understand the lecture or Majlis, you should recite as many Salawaat as possible.

When you recite Salawaat you are asking Allah to send His blessings to the Holy Prophet and his family.

Inshallah on the day of Qiyamat (Judgement) the Holy Prophet (s.a.w.) and his family will ask Allah to forgive you in return for all the Salawaat you sent to them.

WORKSHEET 1.10: SALAWAAT:

اللَّهُمَّ صَلِّ عَلَى مُحَمَّدٍ وَآلِ مُحَمَّدٍ

Colour in the 14 beads that are on this special Tasbeeh of Salawaat for:

- the Holy Prophet (s.a.w.),
- his daughter Bibi Fatima (a.s.) and
- the 12 Imams(a.s.),

1+1+12=14.

Remember to recite Salawaat as you colour each bead.



LESSON 1.11: ALLAHU AKBAR:

Allahu Akbar means Allah is greater (than anything or anyone).

Allah has made everything.

He made the world.

He made all of us, you, me, your mummy, daddy and everyone else.

He made all the animals.

He made the trees and the flowers.

He made the sky with the sun and the moon.

He made everything.

He is so Great.

Allah is the strongest ever.

He is stronger than any person.

He is stronger than any animal.

He is stronger than anyone or anything.

He is so Great.

Allah is the cleverest.

He is cleverer than any one ever.

He is so Great.

Allah does not need anyone.

We all need Allah.

He is so Great.

**Whenever you see something great and wonderful you should say:
Allahu Akbar - As Allah is Greater than all of that
which you see and more.**

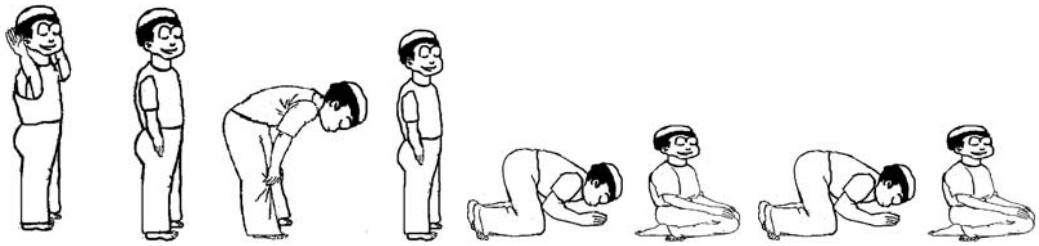
WORKSHEET 1.11: ALLAHU AKBAR:



**Is Greater than anything or
anyone**

LESSON 1.12: ACTIONS OF SALAAAT

Boys: Colour in and learn the actions of Salaat:



Takbiratul Ithram Qiyam Ruku Qiyam Sajdah Juluos Sajdah Juluos




Qiyam Qunoot Ruku Qiyam Sajdah Juluos Sajdah Juluos

Girls: Colour in and learn the actions of Salaat:



Takbiratul Ithram Qiyam Ruku Qiyam Sajdah Juluos Sajdah Juluos



Qiyam Qunoot Ruku Qiyam Sajdah Juluos Sajdah Juluos

Fiqh Homework / Revision / Comments Chart

Date	Details	Parents / Teacher Signature
/ /08		
/ /08		
/ /08		
/ /08		
/ /08		
/ /08		
/ /08		
/ /08		
/ /08		
/ /08		
/ /08		
/ /08		
/ /08		
/ /08		
/ /08		
/ /08		
/ /08		
/ /08		
/ /08		
/ /08		
/ /08		
/ /08		
/ /08		
/ /08		
/ /08		
/ /08		